

4

3

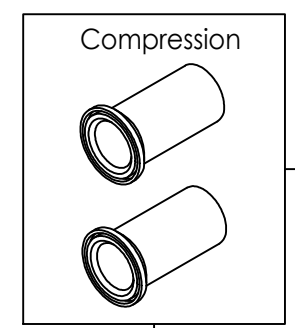
2

1

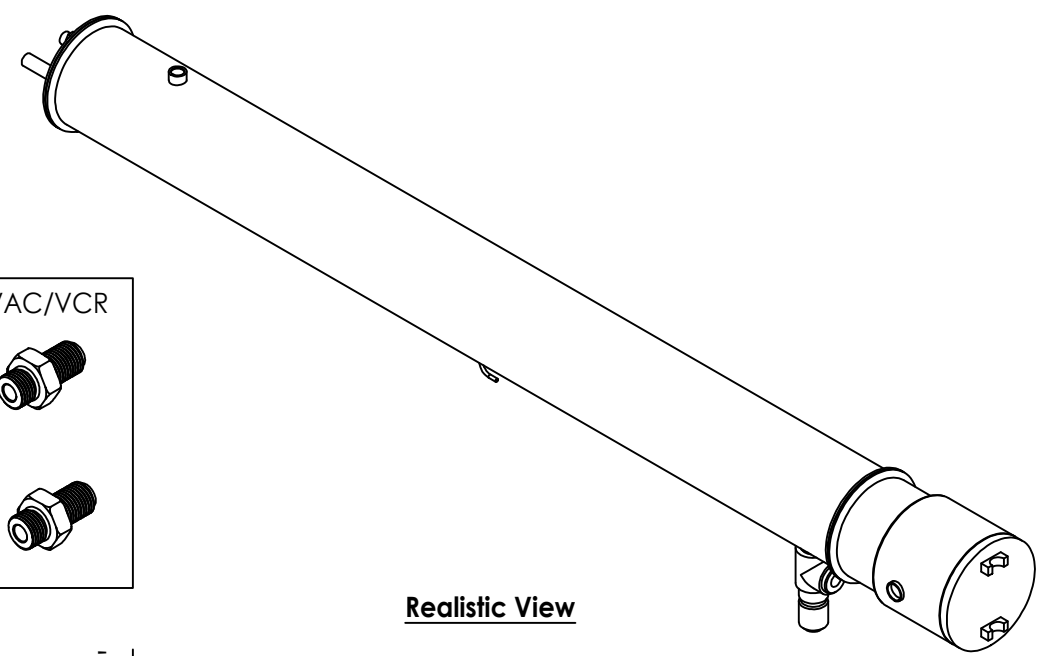
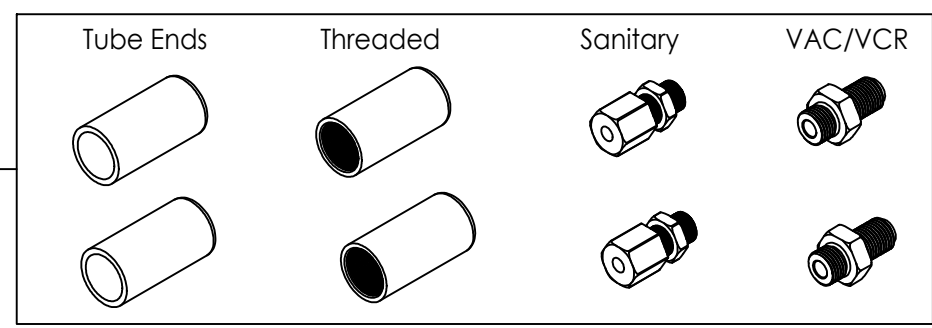
Model Number	Voltage	Wattage	Phase	"A" Dim	"B" Dim	"C" Dim	Media Contact Sq.ft.
BETA-HR-21803	208/220	8000	3	40	4	1/2"	6.1

REVISIONS			
REV	DESCRIPTIONS	DATE	APPD

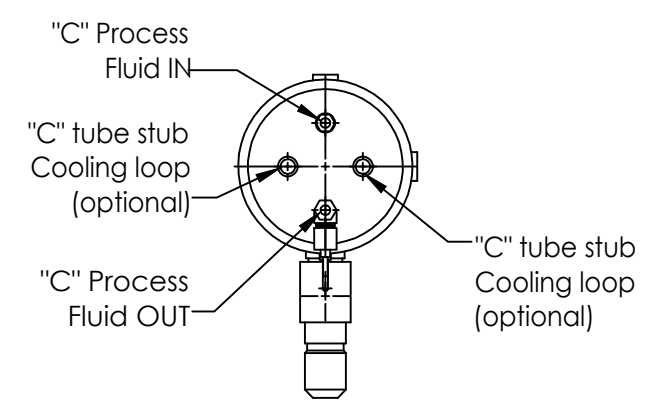
Standard Connections



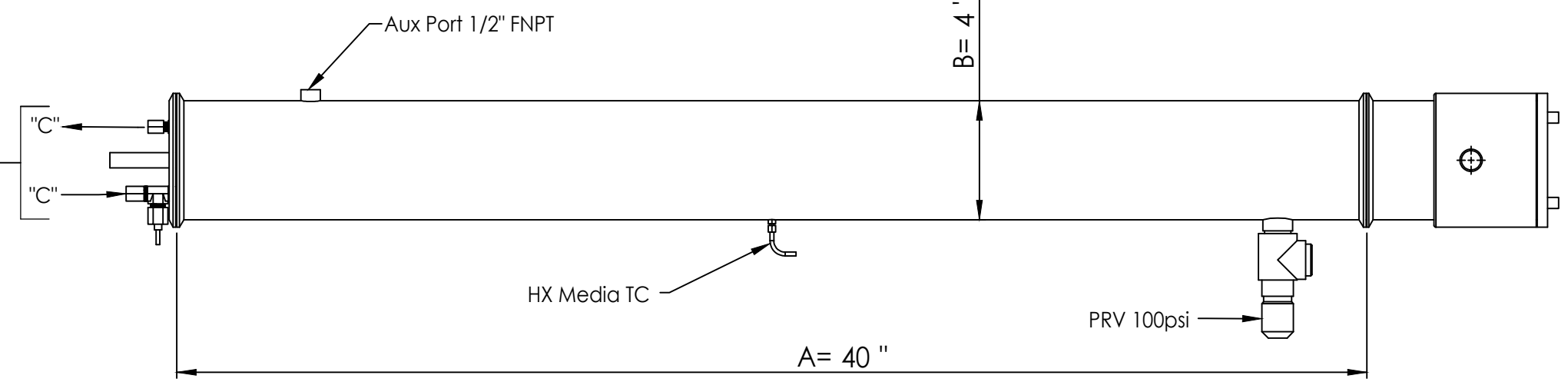
Optional Connection (Media or thermal fluid)



Realistic View



Side View



Front

Unless otherwise specified drawing should be used for estimation purposes only



BETADYNE INDUSTRIES

306 Sturbridge Rd
Charlton MA 01507

PROPRIETARY

TOLERANCES

XXX	+/-	1.0
XX.X	+/-	0.1"
X.XX	+/-	0.05"
.XXX	+/-	0.01"

Drawn By	HEG
Date	25-11-21
Approval	JJ
Revision	0

PASSIVE ELECTRIC HEAT EXCHANGER

B	BETA-HR-21803	0
NTS	12010	SHEET 1 OF 1

Notice: THIS DOCUMENT EMBODIES CONFIDENTIAL PROPRIETARY INFORMATION OWNED BY BETADYNE INDUSTRIES. NOTICE IS GIVEN, THAT ALL DESIGN, MANUFACTURING AND REPRODUCTION OR USE OF THIS DOCUMENT IN CONJUNCTION WITH GOVERNMENT CONTRACT OR COMMERCIAL USE DOES NOT CONVEY ANY RIGHTS TO GOVERNMENT PARTIES OR ANY OTHER INTERESTS, AND ITS BRANCHES. ALL DESIGNS AND INFORMATION REMAIN THE SOLE PROPERTY OF BETADYNE INDUSTRIES WITHOUT EXCEPTION. ALL ORDERS BASED ON THIS EMBODIMENT ARE UNDER CONFIDENTIAL AGREEMENT AND CANNOT BE DISCLOSED WITHOUT PRIOR WRITTEN CONSENT TO UNAUTHORIZED PERSONS, OR TO INCORPORATE THIS PROPRIETARY DESIGN AND SUBSTANCE OF IT EITHER IN WHOLE OR IN PART WITH ANY OTHER PROJECT OR PARTIES.

4

3

2

1