

4

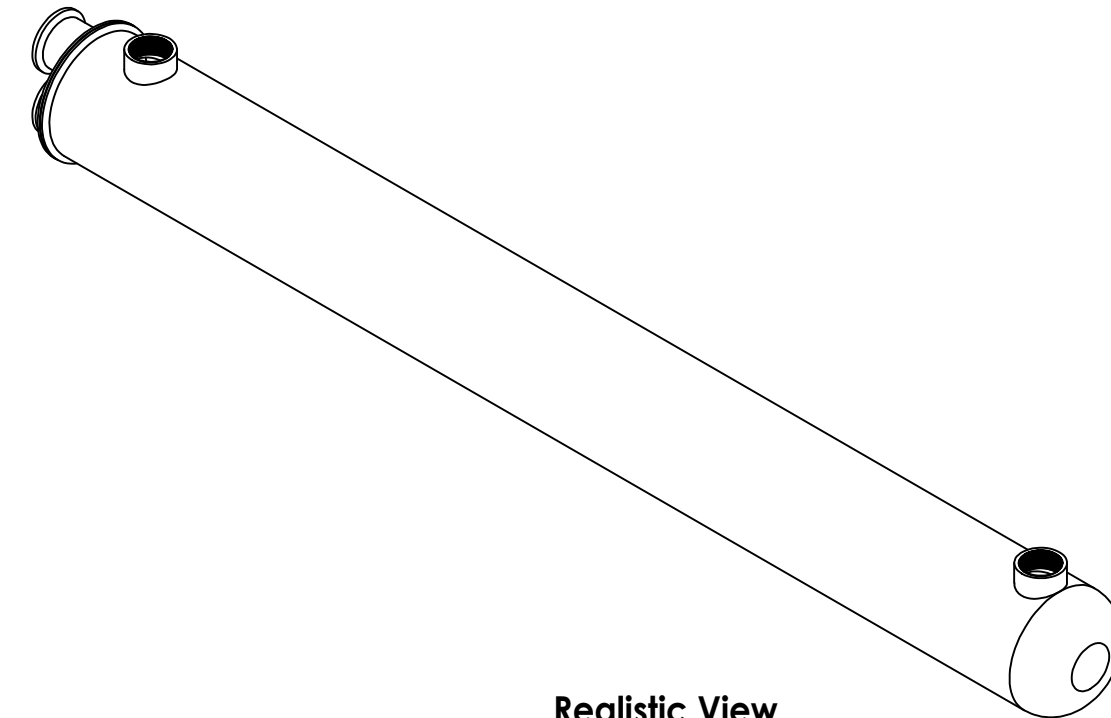
3

2

1

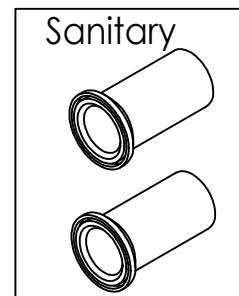
Model Number	Media Contact Sq.ft.	"A" Dim	"B" Dim	"C" Dim	"D" FNPT	"E" Sanitary
BETA-HX-2576	7.6	40	4	2.25	1.25"	1.5"

REVISIONS			
REV	DESCRIPTIONS	DATE	APPD

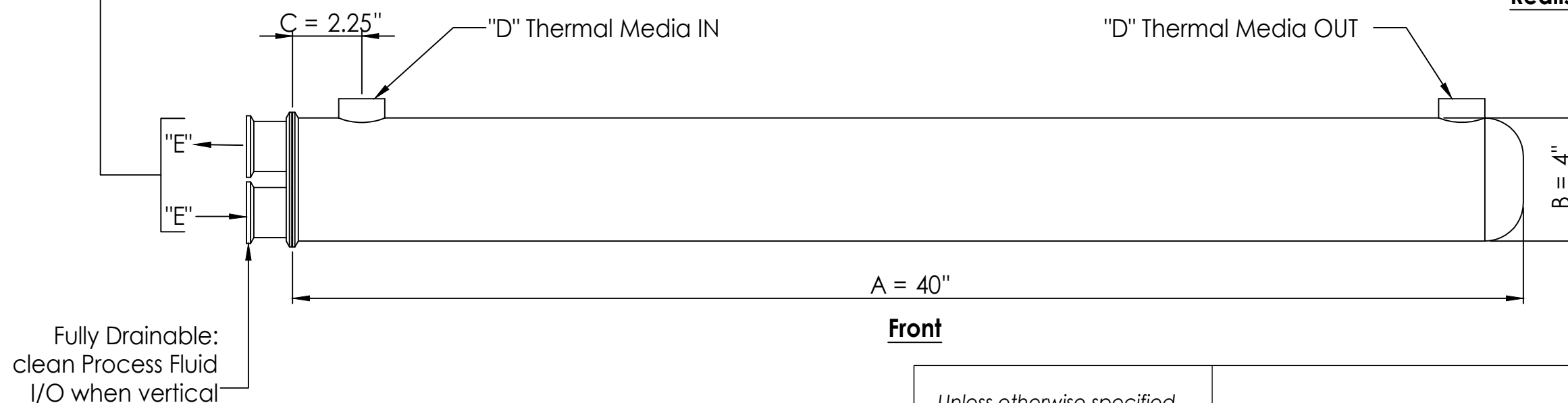
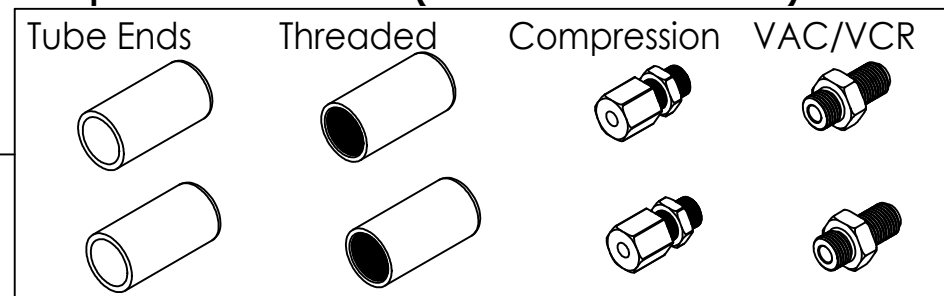


Realistic View

Standard Connections



Optional Connection (Media or thermal fluid)



Front

Unless otherwise specified drawing should be used for estimation purposes only

Drawn By	HEG
Date	25-11-21
Approval	JJ
Revision	0



BETADYNE INDUSTRIES
 306 Sturbridge Rd
 Charlton MA 01507

COMPACT CLEAN HEAT EXCHANGER

PROPRIETARY

TOLERANCES

XXX	+/-	1.0
XX.X	+/-	0.1"
X.XX	+/-	0.05"
.XXX	+/-	0.01"

Notice: THIS DOCUMENT EMBODIES CONFIDENTIAL PROPRIETARY INFORMATION OWNED BY BETADYNE INDUSTRIES. NOTICE IS GIVEN, THAT ALL DESIGN, MANUFACTURING AND REPRODUCTION OR USE OF THIS DOCUMENT IN CONJUNCTION WITH GOVERNMENT CONTRACT OR COMMERCIAL USE DOES NOT CONVEY ANY RIGHTS TO GOVERNMENT PARTIES OR ANY OTHER INTERESTS, AND ITS BRANCHES. ALL DESIGNS AND INFORMATION REMAIN THE SOLE PROPERTY OF BETADYNE INDUSTRIES WITHOUT EXCEPTION. ALL ORDERS BASED ON THIS EMBODIMENT ARE UNDER CONFIDENTIAL AGREEMENT AND CANNOT BE DISCLOSED WITHOUT PRIOR WRITTEN CONSENT TO UNAUTHORIZED PERSONS, OR TO INCORPORATE THIS PROPRIETARY DESIGN AND SUBSTANCE OF IT EITHER IN WHOLE OR IN PART WITH ANY OTHER PROJECT OR PARTIES.

B	BETA-HX-2576	0
NTS	12010	SHEET 1 OF 1

4

3

2

1